


France Telecom 1Q10 results

April 29th, 2010



cautionary statement

this presentation contains forward-looking statements about France Telecom's business, in particular for 2010 and 2011. Although France Telecom believes these statements are based on reasonable assumptions, these forward-looking statements are subject to numerous risks and uncertainties, including matters not yet known to us or not currently considered material by us, and there can be no assurance that anticipated events will occur or that the objectives set out will actually be achieved. Important factors that could cause actual results to differ materially from the results anticipated in the forward-looking statements include, among others, overall trends in the economy in general and in France Telecom's markets, the effectiveness of the integrated operator strategy including the success and market acceptance of the Orange brand and other strategic, operating and financial initiatives, France Telecom's ability to adapt to the ongoing transformation of the telecommunications industry, regulatory developments and constraints, as well as the outcome of legal proceedings and the risks and uncertainties related to international operations and exchange rate fluctuations.

more detailed information on the potential risks that could affect France Telecom's financial results can be found in the Registration Document filed with the French *Autorité des Marchés Financiers* and in the Form 20-F filed with the U.S. Securities and Exchange Commission. Except to the extent required by law, France Telecom does not undertake any obligation to update forward-looking statements.

changes of perimeter and accounting method

associates

- Orange UK was presented as “discontinued operations” in 2009 and in 1Q10 and the UK JV is accounted with the equity method from JV formation on April 1st. FT net debt / EBITDA will include 50% of the JV EBITDA
- entities proportionally consolidated in 2009 (ECMS, Orange Mauritius & Getesa) are included in associates over FY10. Over 2009, this impact represents ~ -1.1bn€ revenue and ~ -510m€ EBITDA in the "Rest of the World" segment
Total “Net Profit of associates” (mainly ECMS + Orange Austria + Sonaecom + UK JV from April 1st + Orange Mauritius + Getesa) is presented between EBITDA and EBIT in the P&L
- Organic Cash Flow includes "Cash impact of UK operations” (only for Q1) and “Dividends received from the UK JV” (from Q2), which will be separated from other’ "Cash impact of dividends received from associates"

full consolidation contemplated

- Egypte: Mobinil was included in associates in 1Q10 and should be fully consolidated as from the closing of the deal with Orascom
- Sunrise (owned at 75% but 100% consolidated into headline numbers) should be consolidated into the "ROW" segment (with an impact on the Group's debt level) depending on final regulatory clearance

1Q10 highlights

Q1 2010 highlights

sustained dynamic on commercial trends

- sustained mobile customers growth: +7.1% to 123.7 millions, broadband +1.9% to 13.5 millions
- France: revenue continues to be resilient. Mobile market share incl. MVNOs is still growing at 47.2%. ADSL net adds market share is under pressure but strong marketing plan launched from 2Q10
- Spain: growth of contract base +4% YoY, end of ADSL base erosion
- Poland: signs of improvement, mobile revenue -0.7% excluding regulatory impact
- ROW: significant rebound in Belgium and Switzerland, Africa & ME +7.3%

EBITDA erosion in line with FY trend

- margin erosion limited to 1pt, mainly due to regulation & new taxes, cost efficiencies continue to offset most of the other adverse effects

major deals

- UK: successful completion of the transaction with T-Mobile to launch the JV announced on April 1st, 2010
- Egypt: Mobinil/ECMS shareholders agreement has been renegotiated
- Switzerland: signing of the final agreement with TDC on April 9th, 2010 but negative decision of ComCo currently under assessment

Group's Project

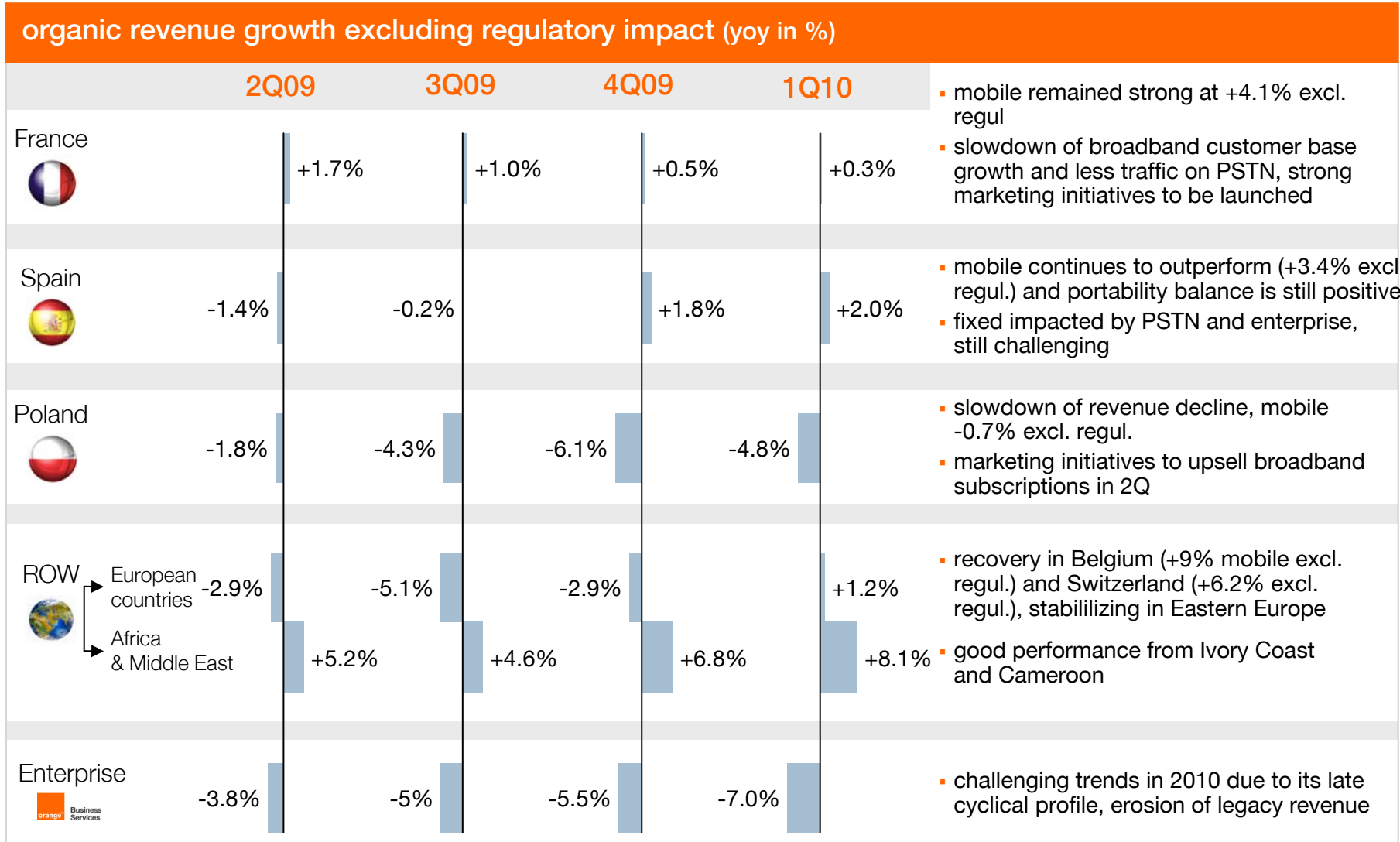
- strong internal momentum building the Project

key financial achievements

1Q10 in line with FY business trends

in millions of euros	1Q09 CB	1Q10 actual	var. comp basis	key points
revenue	11,262	10,959	-2.7%	<ul style="list-style-type: none"> -0.3% excluding regulatory impact, close to expected trend trends improving in ROW and Poland, still resilient in France
EBITDA	3,984	3,764	-5.5%	<ul style="list-style-type: none"> regulatory & new taxes impact of -€131m
in % of rev	35.4%	34.3%	-1pt	<ul style="list-style-type: none"> continued fixed costs management
CAPEX	1,115	874	-21.7%	<ul style="list-style-type: none"> phasing & weather constraints especially in Poland
in % of rev	9.9%	8.0%	-1.9pt	<ul style="list-style-type: none"> catch up to be expected over next quarters
EBITDA-CAPEX	2,868	2,890	+0.8%	<ul style="list-style-type: none"> above expectations due to CAPEX phasing

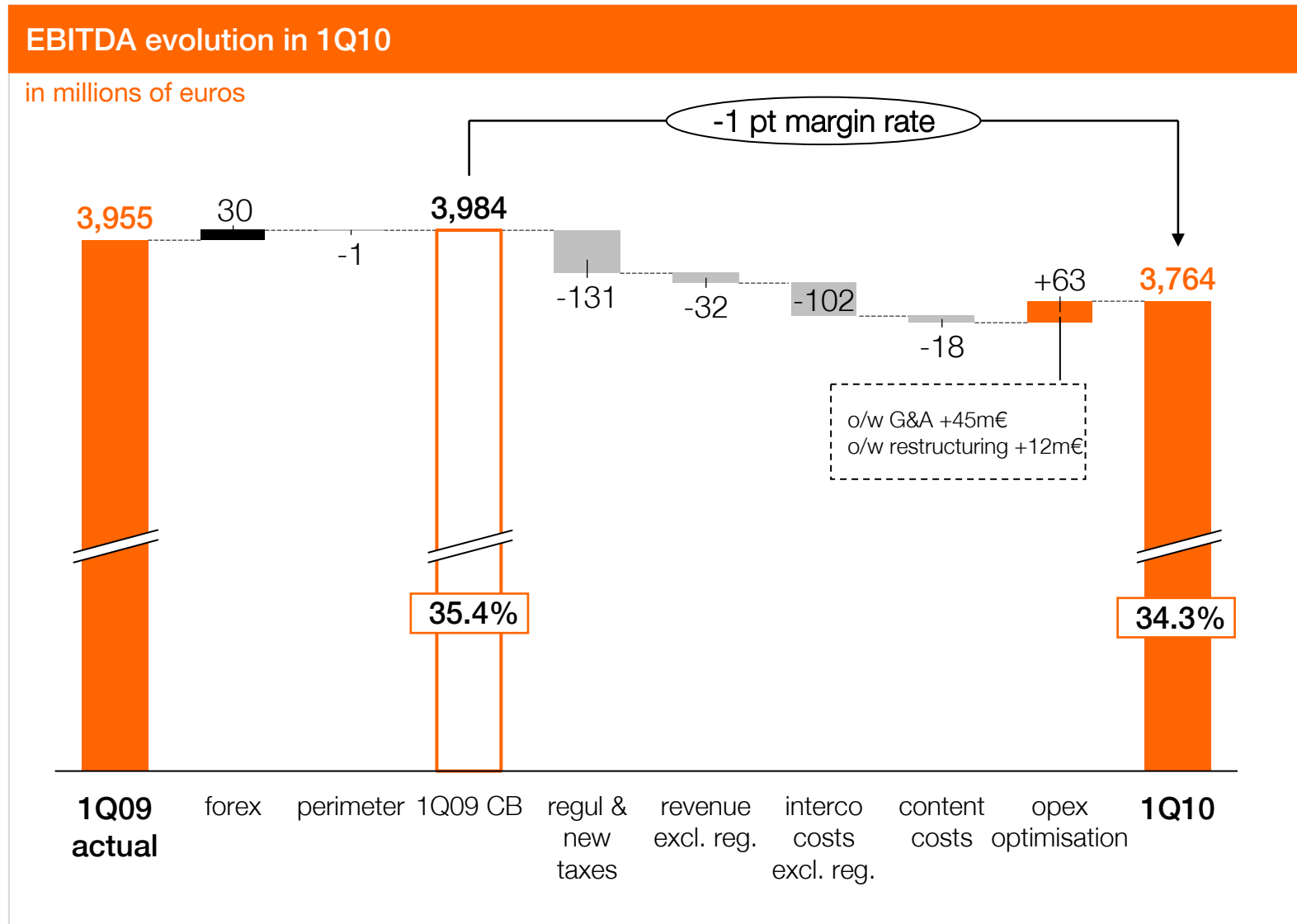
improving trends, France still resilient



revenue trend slightly better than 4Q09

in millions of euros	1Q09 A	forex	perimeter	1Q09 CB	1Q10	change 2009/2010*		
						€m	%	% <i>excl. regul</i>
Group revenue	11,185	85	(8)	11,262	10,959	(302)	-2.7%	-0.3%
France	5,915	-	(17)	5,898	5,774	(124)	-2.1%	+0.3%
personal	2,648	-	-	2,648	2,624	(23)	-0.9%	+4.1%
home	3,559	-	(40)	3,520	3,409	(111)	-3.1%	-2.0%
eliminations	(292)	-	23	(269)	(259)	10	-3.8%	
Spain	954	-	(5)	949	923	(26)	-2.8%	+2.0%
personal	783	-	(4)	779	759	(20)	-2.5%	+3.4%
home	171	-	(1)	170	164	(7)	-4.0%	-4.0%
Poland	960	120	-	1,080	970	(110)	-10.2%	-4.8%
personal	445	56	-	501	455	(46)	-9.2%	-0.7%
home	575	72	-	646	579	(68)	-10.5%	-7.1%
eliminations	(60)	(7)	-	(67)	(64)	3	-5.0%	
ROW	1,759	(19)	-	1,740	1,778	38	+2.2%	+3.6%
Enterprise	1,920	(15)	(3)	1,902	1,770	(132)	-7.0%	
International carrier & SS	337	0	36	373	386	13	+3.4%	
eliminations	(660)	(1)	(19)	(680)	(642)	39	-5.6%	

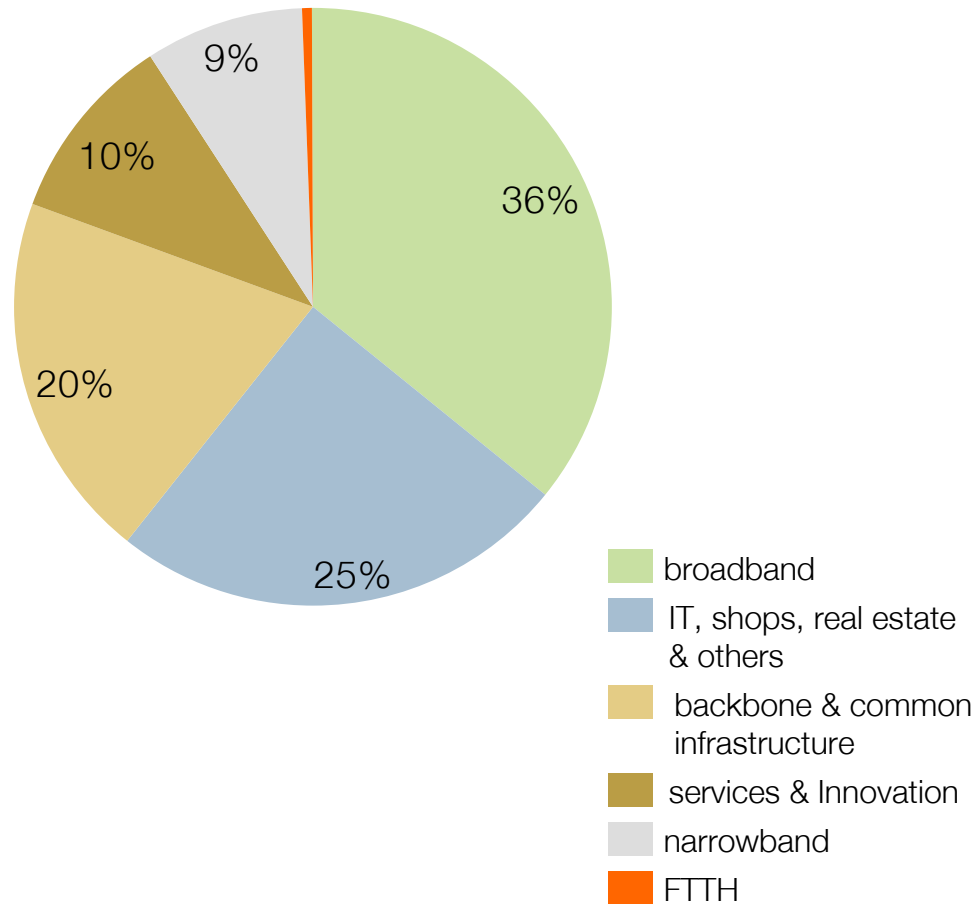
1Q10 EBITDA mainly impacted by regulation, costs under control



1Q10 CAPEX

FY confirmed guidance around 12%

CAPEX: 874m€ (8% capex / sales)



insight

- 1Q capex below forecasts due to phasing
- Poland: unfavourable weather conditions hampered network roll-outs (-55m€)
- new operations: slowdown in Uganda, Kenya after most of deployment completed end of 2009
- France: stable investments with an increase of 3G coverage and data traffic capacities (+18m€), FTTH will start from 2H10
- optimization of 2G investments in mature countries (-39m€), increase in Africa
- higher investments in IT developments related to transformation

1Q10 business performance

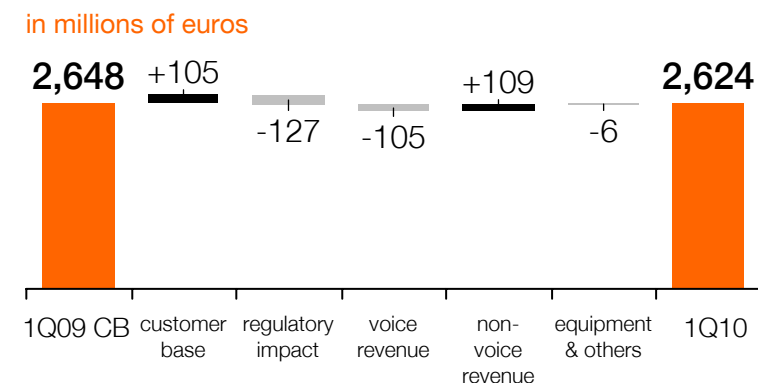
1Q10 France financials

still resilient due to a solid mobile performance

1Q10 France revenue*: -2.1%
(+0.3% excl. regulatory impacts)

in m€	1Q09 CB	1Q10	var in CB
total France	5,898	5,774	-2.1%
personal	2,648	2,624	-0.9%
home	3,520	3,409	-3.1%
eliminations	-269	-259	

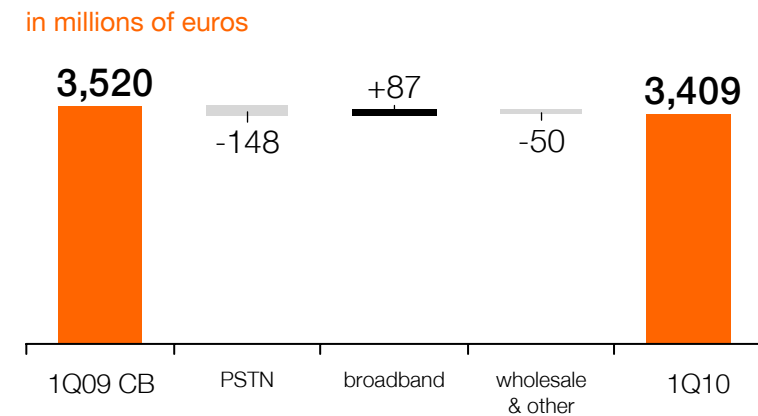
1Q10 mobile revenue*: -0.9%
(+4.1% excl. regulatory impacts)



insight

- personal revenue growth driven by wholesale and enterprise market
- mobile customer base +4.3% generated 105m€ extra revenue
- data & sms revenue growth offset voice erosion
- slowdown of broadband customer base growth and less traffic on PSTN

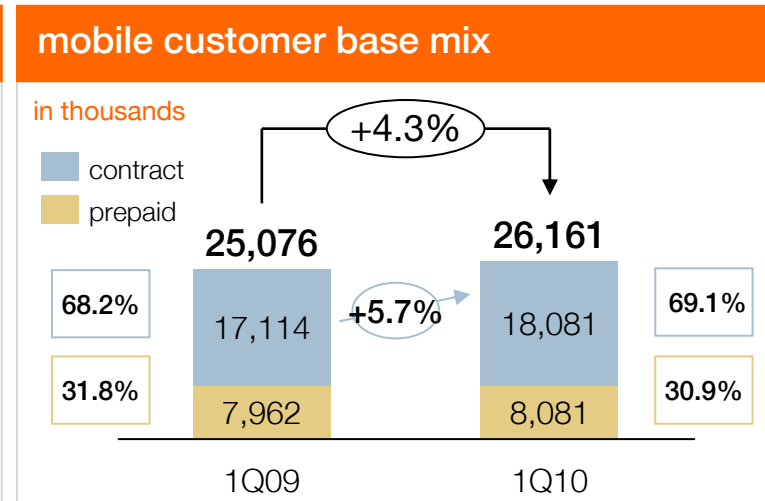
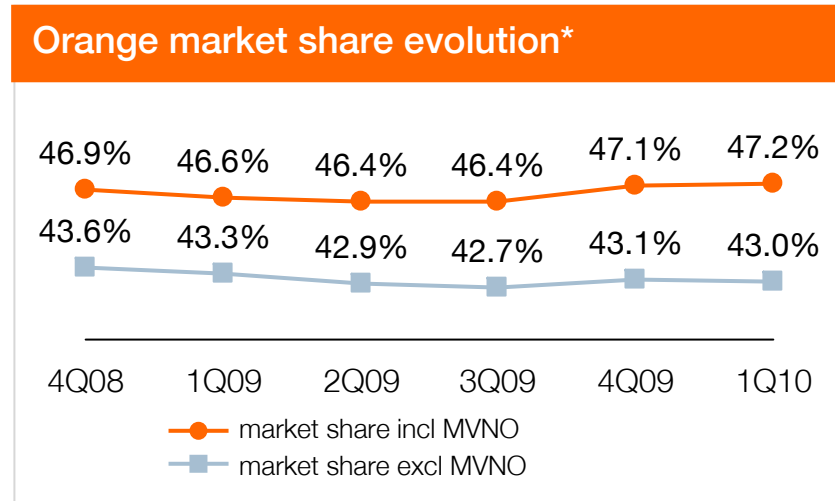
1Q10 home revenue*: -3.1%
(-2.0% excl. regulatory impacts)



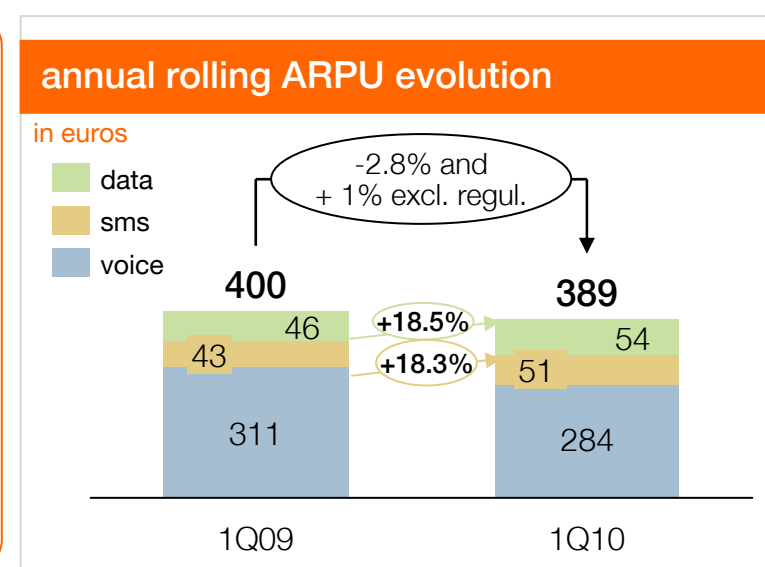
* yoy on CB

1Q10 France personal

increased market share including MVNOs, to 47.2%



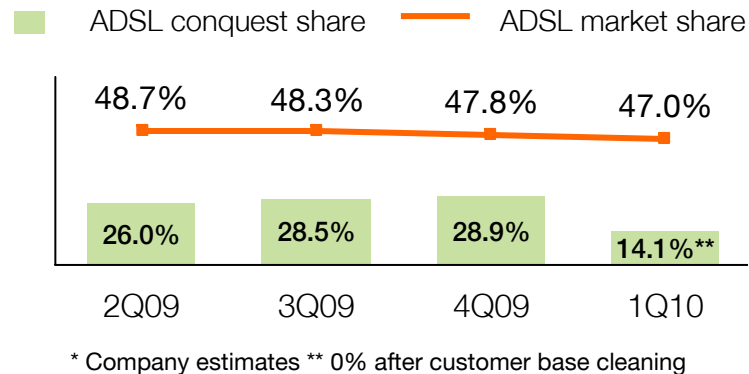
- insight**
- increased market share including MVNOs to 47.2% and to 43% excluding MVNOs
 - ongoing improvement of customer mix thanks to origami & iPhone
 - +137k contract net additions in 1Q10
 - 30% of service revenue are non voice revenue in 1Q10 driven by multimedia and also SMS
 - 7.9m mobile 3G customers
 - 1.9m iPhone base
 - data ARPU maintained a double digit growth



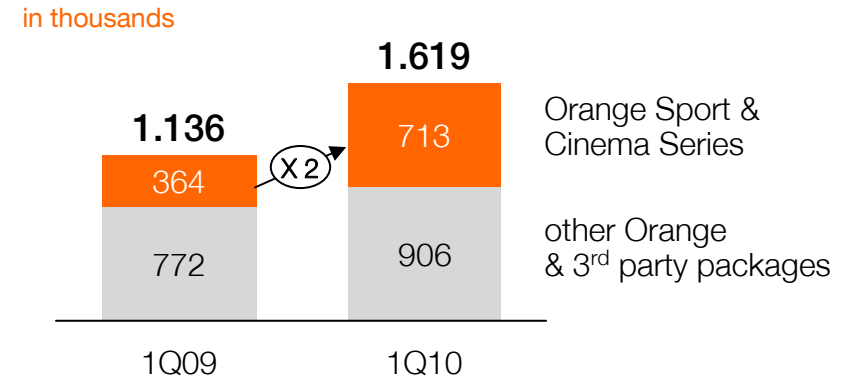
1Q10 France home

marketing initiatives to support broadband recovery in 2H10

ADSL market share & conquest share*



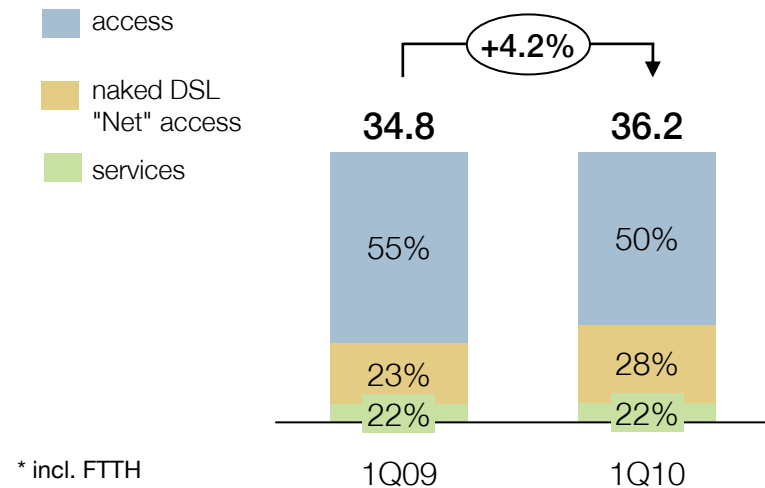
pay TV customer base



insight

- exceptionally low ADSL net adds market share due to marketing offers timing
 - off-commercial period from mid-Jan to mid-Feb due to the end of Net limited offers at 34.9€
 - new tariffs available from Feb 11th
 - further strong marketing initiatives based on 5 pillars: loyalty, pricing policy, new offers, box renewal and services, to be eased by cross marketing
- ADSL customer base +4% YoY
- broadband ARPU +4.2% yoy at €36.2:
 - confirmed positive mix effect and success of pay TV packages

quarterly broadband ARPU evolution (EUR)*



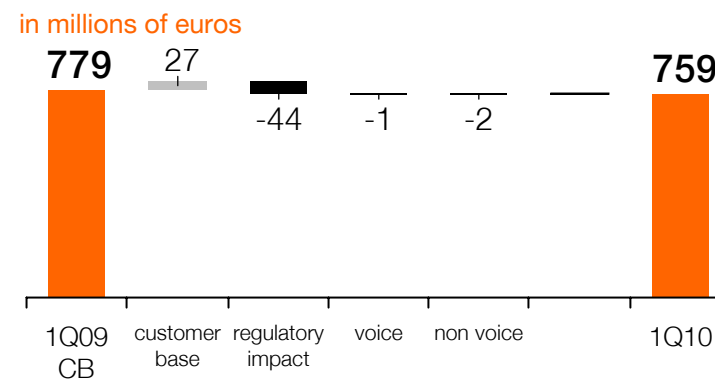
1Q10 Spain financials

improving revenue trend despite difficult economic environment

1Q10 Spain revenue*: -2.8%
(+2% excl. regulatory impacts)

in m€	1Q09 CB	1Q10	var in CB
total Spain	949	923	-2.8%
personal	779	759	-2.5%
home	170	164	-4.0%

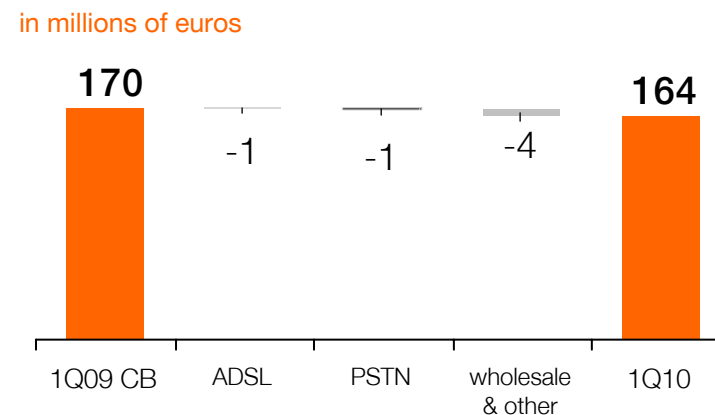
1Q10 mobile revenue*: -2.5%
(+3.4% excl. regulatory impacts)



insight

- ongoing quarterly recovery in yoy revenue trend
- revenue growth at +2% excluding regulation
 - personal revenue growing by +3.4% excluding regulation, driven by mobile customer base increase
 - home revenue -4.0% impacted by PSTN and enterprise activity decline

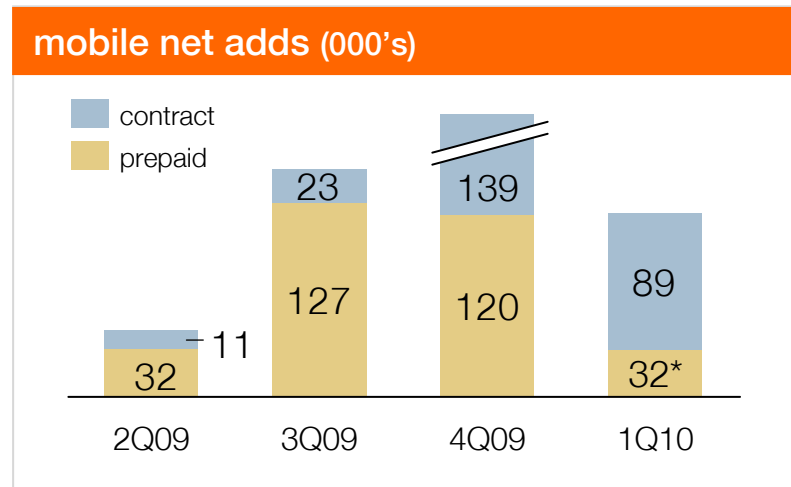
1Q10 home revenue*: -4%



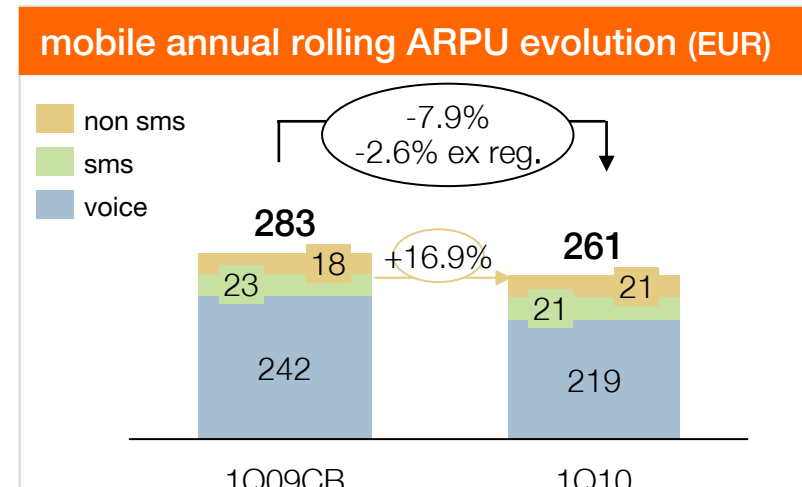
* yoy on CB

1Q10 Spain KPIs

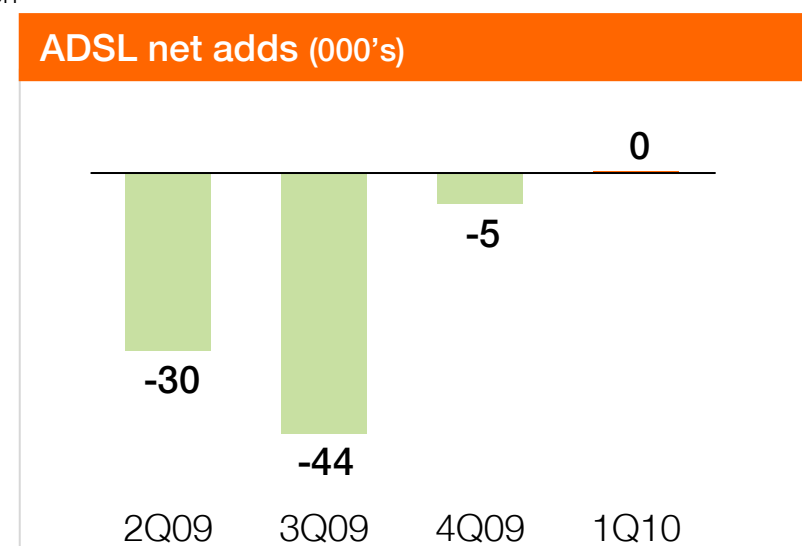
increasing mobile customer base and double digit growth in data



* -416 after cleaning due to data retention law for customers identification



- insight**
- mobile customer base increase by +5.0% (1.1% including prepaid cleaning in March due to new law requiring identification of prepaid customers)
 - strong contract net adds in 1Q (+75% yoy) driven by churn stabilization
 - mobile ARPU -2.6% excluding regulatory impact
 - non sms ARPU increase by +16.9% thanks to mobile broadband penetration (+95% 3G dongles customers at 413k end of 1Q)
 - ADSL positive net adds for the first time since 1Q09 thanks to commercial improvement and increased share of ULL, to 80% of customer base



1Q10 Poland financials

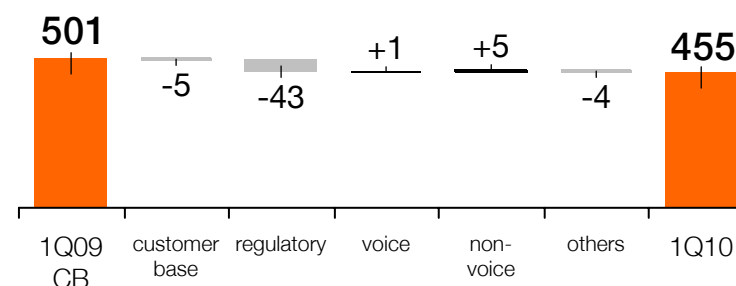
revenue performance improved compared to 4Q09

1Q10 Poland revenue*: -10.2%
(-4.8% excl. regulatory impacts)

in m€	1Q09 CB	1Q10	Var in CB
total Poland	1,080	970	-10.2%
personal	501	455	-9.2%
home	646	579	-10.5%
eliminations	-67	-64	

mobile revenue*: -9.2%
(-0.7% excl. regulatory impacts)

in millions of euros

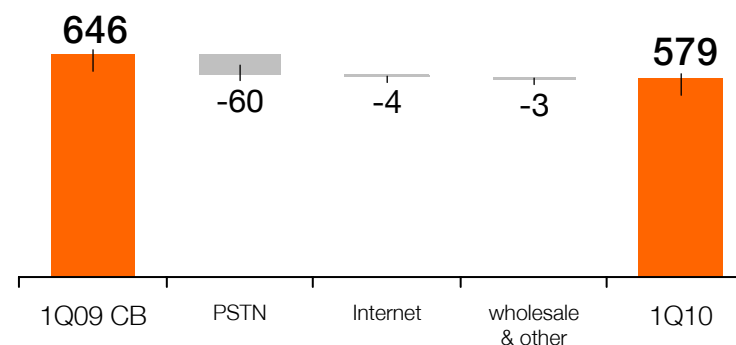


insight

- mobile revenue now almost stable (-0.7%) excl. regulatory impacts. Sustained voice and sms traffic compensated lower prices
- new segmented offers recently launched in order to reinforce contract offers
- fixed voice revenue still declining driven by lower usage, fixed-to-mobile substitution & regulatory effects
- new broadband offers launched in 2Q for higher speed in order to compete with cable operators in urban areas and favor customer migration to higher value offers

home revenue*: -10.5%
(-7.1% excl. regulatory impacts)

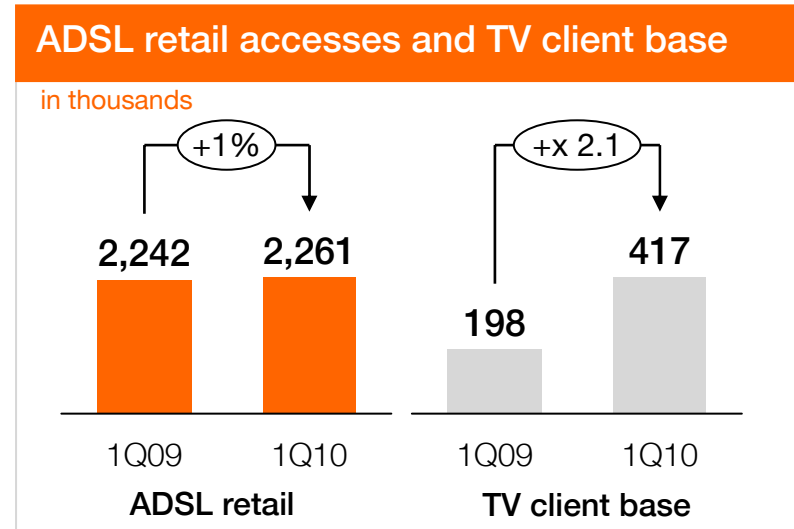
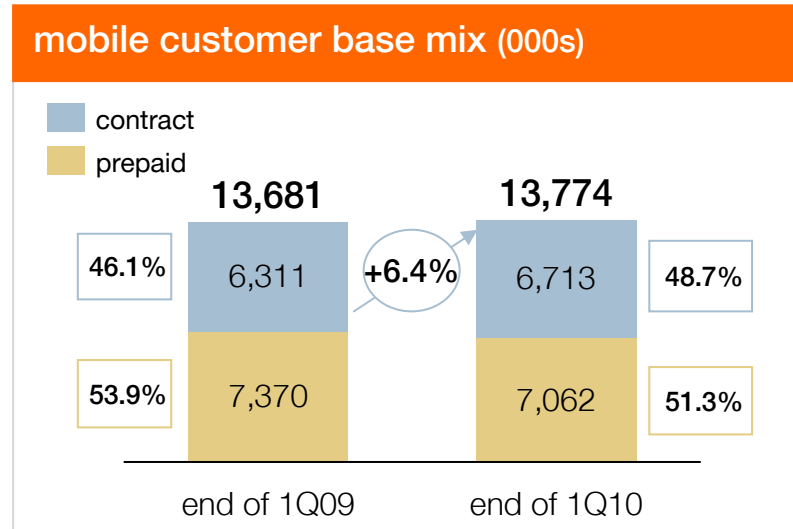
in millions of euros



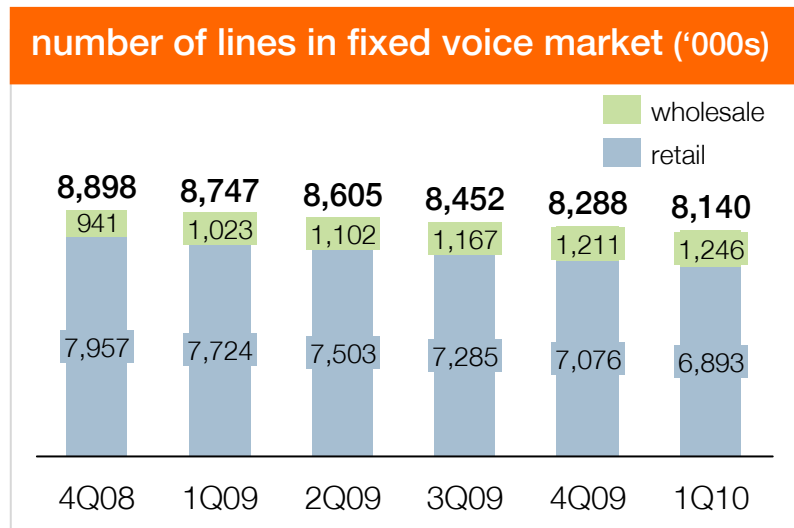
* yoy on CB

1Q10 Poland KPIs

improved mobile customer mix and further fixed line loss slowdown



- insight**
- mobile contract customers up by +6.4% to over 6.7 million, representing almost 49% of the customer base
 - retail monthly outgoing mobile ARPU is down by only -1.8% despite the price war over 2009, helped by a +16% yoy increase in quarterly AUPU
 - steady situation in fixed broadband (+1%) : Orange Bit Stream & CDMA offers compensated the drop in TP broadband customers
 - slowdown of the level of retail line loss due to growth of loyalty contracts



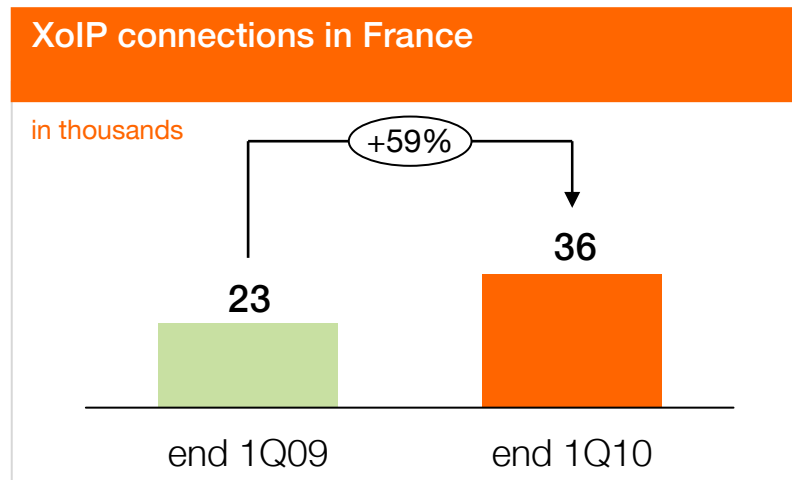
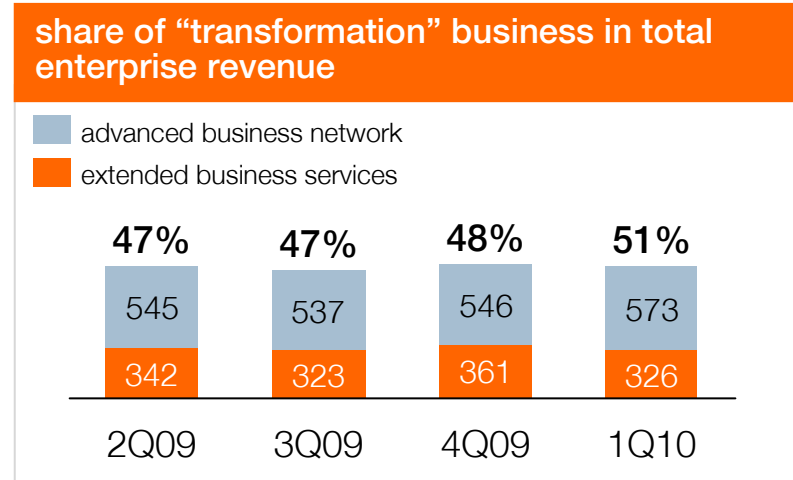
1Q10 enterprise financials

legacy transformation to advanced business network continues while services remain under pressure from economic crisis

enterprise revenue*: -7.0%			
in m€	1Q09 CB	1Q10	Var in CB
total enterprise	1,902	1,770	-7.0%
business network legacy	783	678	-13.5%
others incl. ERS	213	193	-9.3%
advanced business network	562	573	+2.0%
extended business services	344	326	-5.2%

insight

- revenue down -7.0% yoy, -6.1% excluding equipment resale (ERS):
 - legacy: further decline (-13.5%) with voice and data suffering from migration to IP, price pressures and increased competition
 - others: mainly ERS (-19.9%) continued decline
 - advanced: still growing (+2.0%) thanks to double-digit growth of VoIP and high speed solutions
 - extended: marked decrease (-5.2%) due to client delays in non-recurring (projects based) business
- continued focus on value

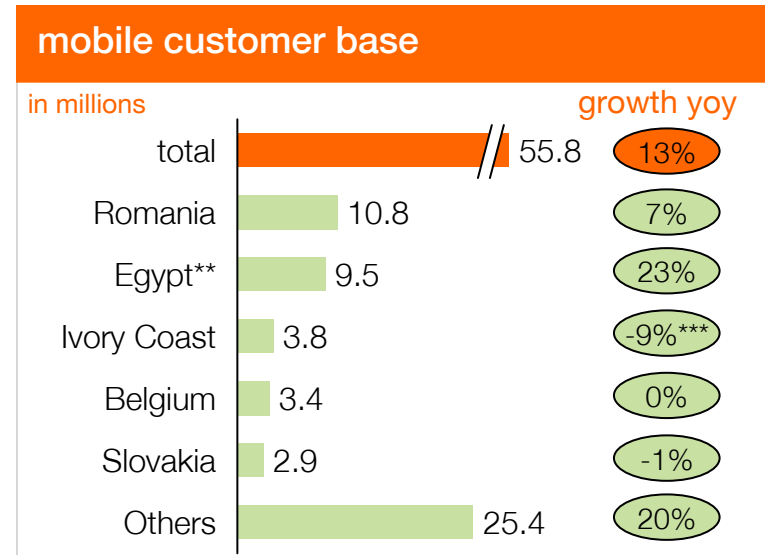


* yoy on CB

1Q10 ROW

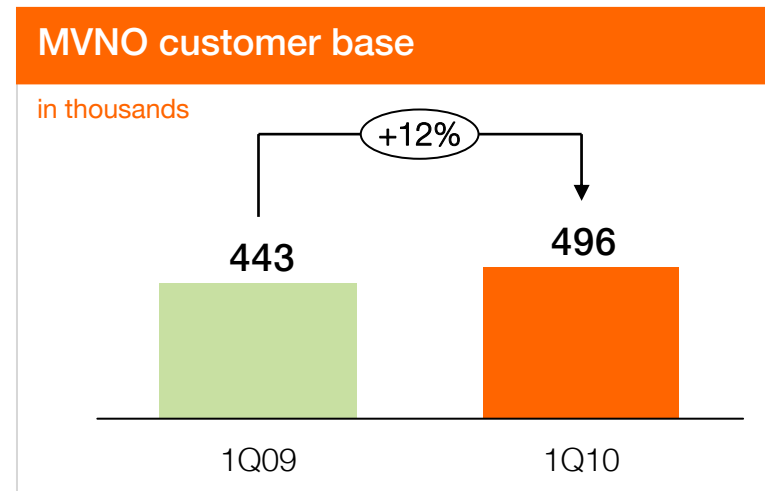
return to revenue growth following improved quarterly performance in both emerging & mature markets

ROW revenue*: +2.2%			
in m€	1Q09 CB	1Q10	var in CB
total ROW	1,740	1,778	+2.2%
▪ Africa & Middle East	547	586	+7.3%
▪ European countries	1,067	1,060	-0.7%
▪ other	132	134	+1.6%
▪ eliminations	-6	-3	



insight

- Africa & Mid. East: +7.3% revenue growth
 - general improvement in the growth trend, driven by Ivory Coast as well as in new operations such as Guinea & Niger
 - Madagascar negatively impacted by the ongoing difficult economic situation
- European countries: -0.7% revenue growth
 - improved quarterly performance in most countries with growth in Belgium and Switzerland with increased ARPU & handset sales offset by Romania & Slovakia where macro-economic situations remain difficult



* yoy on CB

** Egyptian customer base reflects 36% economic holding ***base cleaning

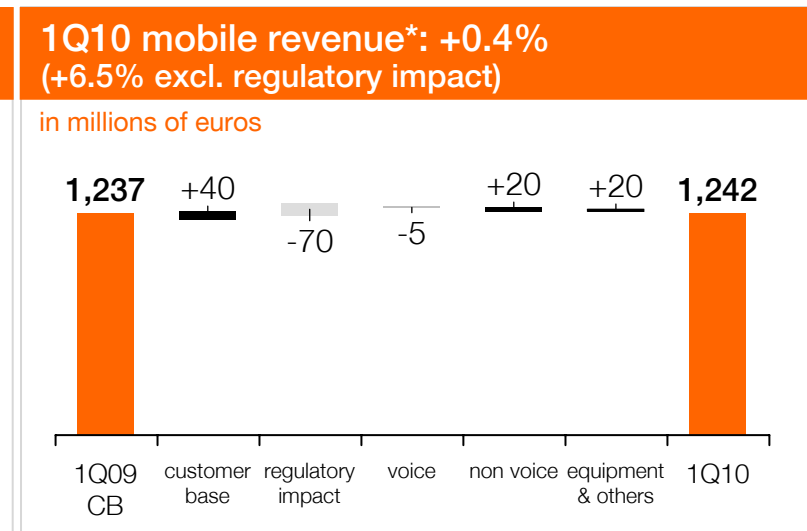
Mobinil / ECMS shareholder agreement impacts

- renewal of the shareholder agreement between FT and Orascom Telecom as the closing of all disputes between the parties
 - global settlement fee of 300m\$ subject to the entry into force of the agreement
- put option on MobiNil & ECMS shares hold by OT
 - exit opportunities for OT from 15/9/12 to 15/11/12 and from 15/9/13 to 15/11/13
 - at anytime in case of deadlock situations up to 15/11/13
 - fixed range between 221.7EGP and 248.5EGP and fixed conversion rate of 7.53 EUR/EGP
 - this would trigger a full tender offer on ECMS minorities
- acquisition of Link dot net by ECMS for an EV of 130m\$, subject to the approval of ECMS board of directors and / or general assemblies. This will represent 7.2x EBITDA 2009E of Link dot net.
- the full control of the entities should represent up to 2.1bn€ in FT net debt, o.w. 1.08bn€ already included end 2009 (leverage of 1.97x) ; pro-forma net debt/ EBITDA would have been ~ 2.02x

1Q10 Orange UK financials

strong quarter performance with a return to positive mobile growth

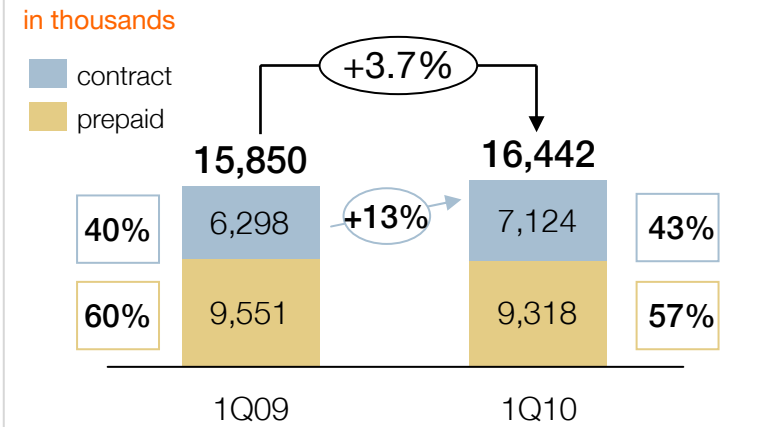
1Q10 revenue*: stable (+5.8% excl. regulatory impact)			
in m€	1Q09 CB	1Q10	var in CB
Orange UK revenue	1,283	1,282	0.0%
personal	1,237	1,242	+0.4%
home	61	55	-10.1%
eliminations	(15)	(14)	-4.8%



insight

- strong underlying mobile revenue growth of +6.5% excl. reg. thanks to successful value acquisition strategy with +3.4% non-voice revenue growth
- continuous improvement in base mix with 43.3% contract customers vs. 39.7% in 1Q09
 - strong 1Q contract net adds at 220k with 24months contract base doubling yoy
 - improved churn performance as retention strategy continues to deliver (quarterly annualized contract churn reduces by 4.5 pt down to 18.4%)
- creation of the JV on April 1st with management team in place and £3.5bn synergies confirmed
- signature of broadband network outsourcing to BT

mobile customer base mix (000s)



* yoy on CB

outlook

confirmed 2010 business trends & guidance

revenue	<ul style="list-style-type: none">▪ underlying trend should be flat▪ expected regulatory measures should impact revenue by almost €1bn	
EBITDA margin	<ul style="list-style-type: none">▪ same impact from regulation as 2009▪ performance program will partially offset margin pressure and commercial cost dynamic	
CAPEX rate	<ul style="list-style-type: none">▪ ramp-up of FTTH program in France, around €100m▪ around 12% including FTTH program in France	
organic cash flow	<ul style="list-style-type: none">▪ confirmed 2009-2011 ambition (3 x €8bn)▪ €8bn guidance in 2010:<ul style="list-style-type: none">– excluding licenses & spectrum– excluding litigation on “Taxe Professionnelle” (€1,016m incl. interests paid in 1Q10)	